

Applicable to:

● All Users

● eTMF/SSU

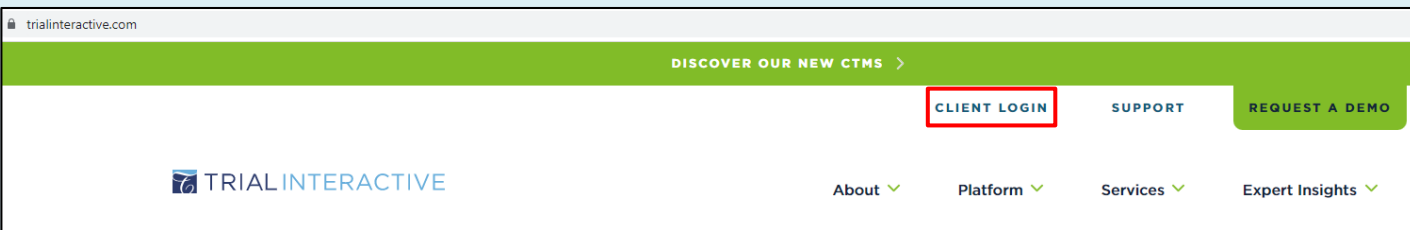
● Collaborate

● eISF



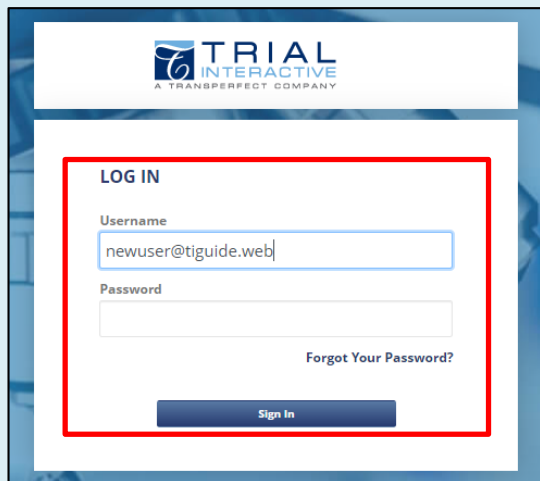

You need to be registered for TI access to perform all the steps in this guide. If you have not received a registration email, check with your project lead or TI contact for instructions.

1. Using any current browser, go to www.trialinteractive.com and click on **Client Login**.



Pro Tip: You can bookmark the Client Login link to save time on subsequent accesses.

2. Enter the Username created during registration and click **Next**.



3. Enter the Password created during registration and click on the **Login** button.

4. TI will default to the **Homepage**, click on the name of the room to enter.

Applicable to:

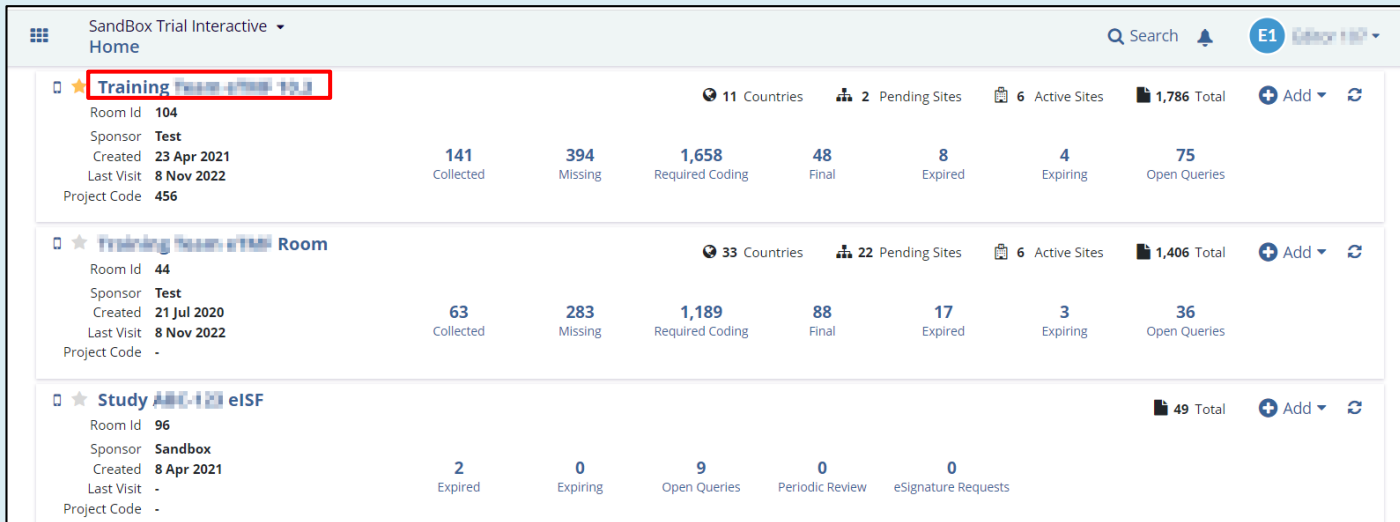
All Users

eTMF/SSU

Collaborate

eISF

4. By default, TI will open to your **Home** screen.
Just click on the name of the room you wish to enter.

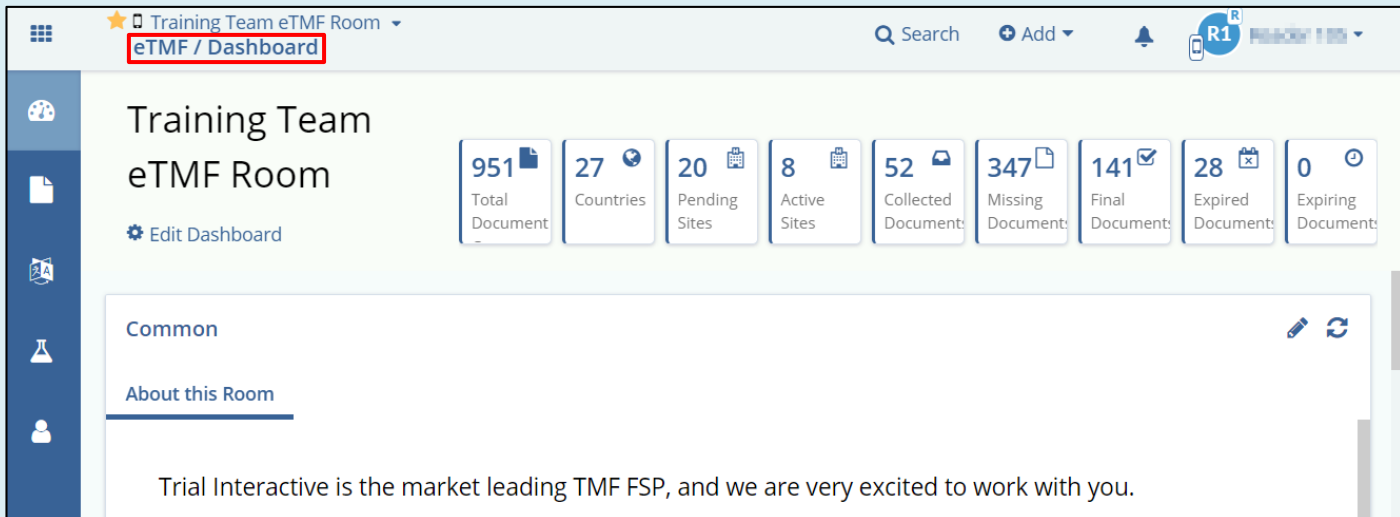


SandBox Trial Interactive - Home

Search [E1] [User Profile]

Room Name	Room Id	Countries	Pending Sites	Active Sites	Total	Collected	Missing	Required Coding	Final	Expired	Expiring	Open Queries
Training Team eTMF Room	104	11	2	6	1,786	141	394	1,658	48	8	4	75
Training Team eTMF Room	44	33	22	6	1,406	63	283	1,189	88	17	3	36
Study [eISF]	96	-	-	-	49	2	0	9	0	0	-	-

5. You will be brought into the chosen room at your designated default location (for most users, this is *eTMF/Dashboard*)



Training Team eTMF Room - eTMF / Dashboard

Search [Add] [R1] [User Profile]

Metric	Value
Total Document	951
Countries	27
Pending Sites	20
Active Sites	8
Collected Document	52
Missing Document	347
Final Document	141
Expired Document	28
Expiring Document	0

Common

About this Room

Trial Interactive is the market leading TMF FSP, and we are very excited to work with you.