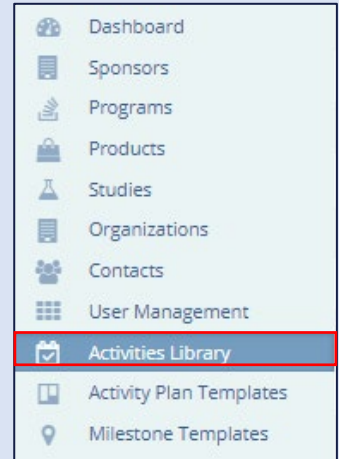
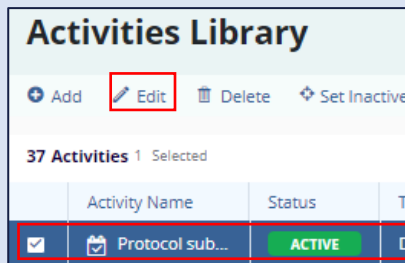
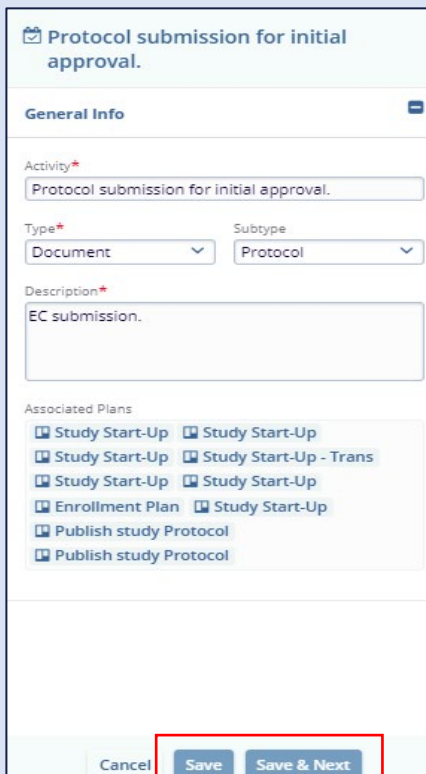


APPLICABLE TO:

- Company Administrator
- CTMS
- Study Manager
- CRA

1. Log into the CTMS and click on **Activities Library** from the menu on the left.

2. Select an **Activity** from the list shown and then click **Edit**.

**Protocol submission for initial approval.**

**General Info**

Activity\*  
Protocol submission for initial approval.

Type\*  
Document

Subtype  
Protocol

Description\*  
EC submission.

Associated Plans

- Study Start-Up
- Study Start-Up
- Study Start-Up - Trans
- Study Start-Up
- Study Start-Up
- Enrollment Plan
- Study Start-Up
- Publish study Protocol
- Publish study Protocol

Cancel Save Save & Next

3. Make any necessary edits in the panel at the right, then click **Save** when finished, or **Save and Next** to edit an additional Activity.