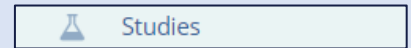
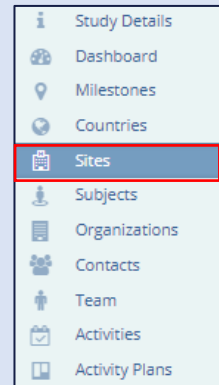


- APPLICABLE TO:
- Company Administrator
  - Study Manager
  - CRA
  - CTMS

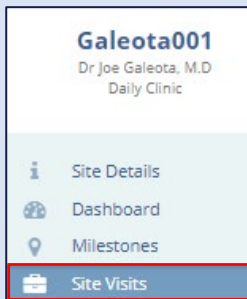
1. Log into the CTMS and click on **Studies** on the left.



2. Click on the **Study Name** and navigate to **Sites**.



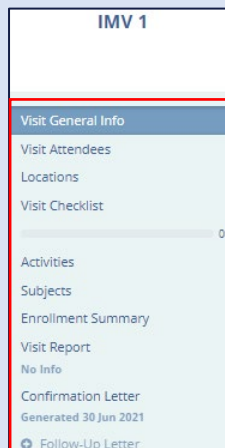
3. Choose a Site from the list and then click on **Site Visits** from the options on the left.



4. Select a Site Visit.



5. Prepare for the Visit by reviewing each category from the list on the left.



**Note:** Requirements for these menus will vary based on internal policies and procedures. Please refer to any internal documentation for specifics for your organization.