

APPLICABLE TO:

- Administrators
- eTMF
- Editors
- Study Start-Up
- Readers
- TI Docs/ Collaborate

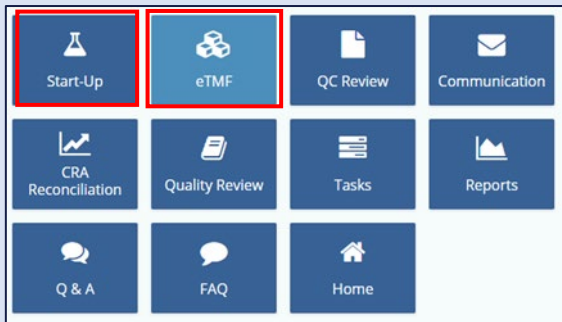
Admins must enable the Page Manipulations **Action** within the **User's Profile** in order for a user to perform these steps.

Page Manipulation includes:
 -Reordering the pages
 -Deleting a page or pages

These features are available with the **TI Viewer**



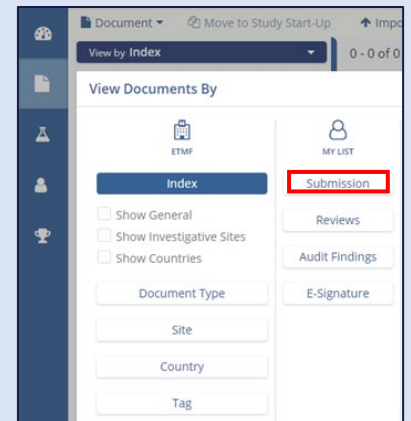
Any page manipulations created are applied to the original file. The system will not save changes as a revised version



1. Login to a room and click the **eTMF** or **Start-Up** application from the Navigation Grid.

2. Navigate to the **Documents** module and locate the document to be manipulated.

Editors should make changes prior to document review in the Workflow. Find the document to be edited under **My Submissions**



3. Select the document in the grid.

	Submitted...	Index
<input checked="" type="checkbox"/>	Delegatio...	Staging
<input type="checkbox"/>	IEC-IRBro...	Upload\Editor 104
<input type="checkbox"/>	IEC-IRBro...	Upload\Editor 104
<input type="checkbox"/>	Feasibility ...	Upload\Editor 104
<input type="checkbox"/>	fdf_Sub_I	Upload\Editor 104

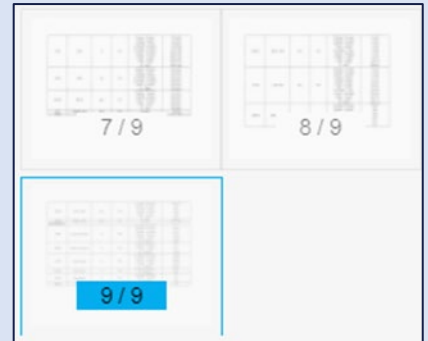
4. Open the document by clicking **Document View** below the grid.



5. Above the document, click **Start Page Manipulations**. Choose from the following step(s).



6a. To **reorder** the pages, click on the thumbnail of the page to be reordered.



6b. Click and **Drag** the thumbnail to the new location. The indicator bar will show the destination.

Drop the thumbnail. The pages will temporarily show the new ordering



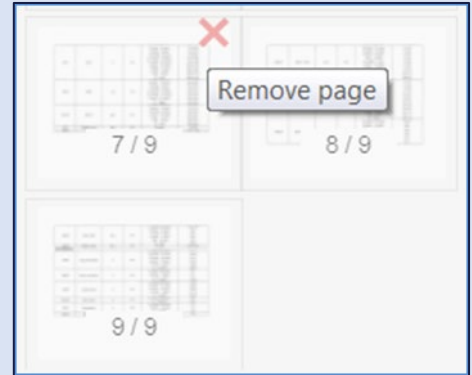
6c. Click **Update Document** to save your changes



6d. When finished, click **Stop Page Manipulations**



7a. To **delete** a page, hover over the thumbnail of the document to delete.
A red **X** displays on the thumbnail



7b. Click the **X** and the page will disappear. Repeat as needed for additional pages.



The thumbnails will show a temporary new page numbering



7c. Click **Update Document** to save your changes.



7d. When finished, click **Stop Page Manipulations**.
Otherwise, continue with additional edits.



If needed, any Page Manipulations (rotations, page removal, etc.) needs to be done **PRIOR** to redaction or else the redaction will need to be reapplied.



The redaction tool is not available during page manipulation