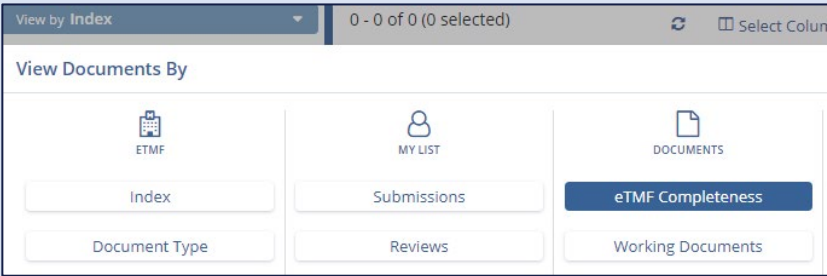


APPLICABLE TO:

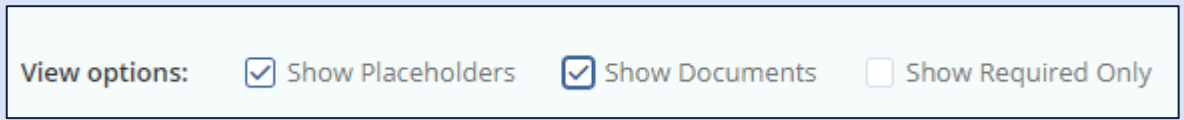
- Administrators
- Editors
- Readers

- eTMF
- Study Start-Up
- myTI



1. Navigate to the **Documents** module and select the **eTMF Completeness** view.

2. Select which documents will be shown in the grid by clicking the filters.



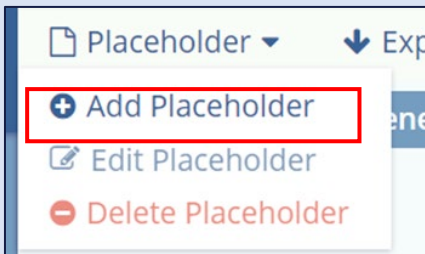
Missing Required Documents are indicated by this icon:



Document Placeholders are indicated by this icon:



If additional documents are needed above and beyond the Required Documents, click **Add Placeholder**.



3. Complete the required fields for the document placeholder and click **Finish**.